



ORIGIN'

ARCOVER®

THE ADVANTAGES




Aesthetics and integration:

The ARCOVER® displays excellent resistance to high and low pressure on particularly exposed façades or sheds thanks to the aluminium struts that support the translucent lighting surfaces.



Easy to install:

The full kit is delivered ready to assemble with simple tools and clear installation instructions. It includes the fasteners and all the seals.



STRUCTURE



- Self-draining supporting profiles (hip or arch)
- Glazing bead profiles (cover joint fitted with EPDM seals)
- Metal edge profiles used to attach the hip or arch profiles, collect and drain away rainwater run-off and condensation in the lower part and hold the glazing in the lower part
 - Ridge for complete watertightness
 - Stainless steel fasteners



GLAZING

- 10 mm opal multi-wall structured polycarbonate, $U_g = 2.7 \text{ W/m}^2 \cdot \text{K}$

The **ARCOVER®** is a 45° daylighting glass roof composed of a self-supporting extruded aluminium structure and synthetic glazing (polycarbonate).

OPTIONS

Glazing

(according to dimensions)

- Opal IR S.PC 10
- Transparent S.PC 10
- S.PC 10 + 
- Opal IR S.PC 16
- Transparent S.PC 16

Other

- Powder-coated frames (choice of RAL colours)
- Diameter (4.5 m maximum) + number of panels to be determined
- Low rise or semi-circle

CONFORMITY AND IMPLEMENTATION

Fastening and sealing must comply with the requirements set out in French legislation (DTU series 40 and 43 currently in force).

Maximum insulation height: the minimum height of the waterproofing upstand to comply with according to French legislation (DTU) is 150 mm.

The waterproofing complex (substrate, vapour barrier, insulation and two-layer sealing) cannot be more than 140 mm for an inner kerb height of 310 mm or more than 240 mm for an inner kerb height of 410 mm.

The grid or safety bar option is recommended.



— SIZE RANGE

- Dimensions: from 1.00 lm to 5.00 lm of chord, no length limit
- Pitch from 30° to 60°

— GLAZING PERFORMANCES (ACCORDING TO SIZE)

Other glazing: see "Glazing" technical data sheet

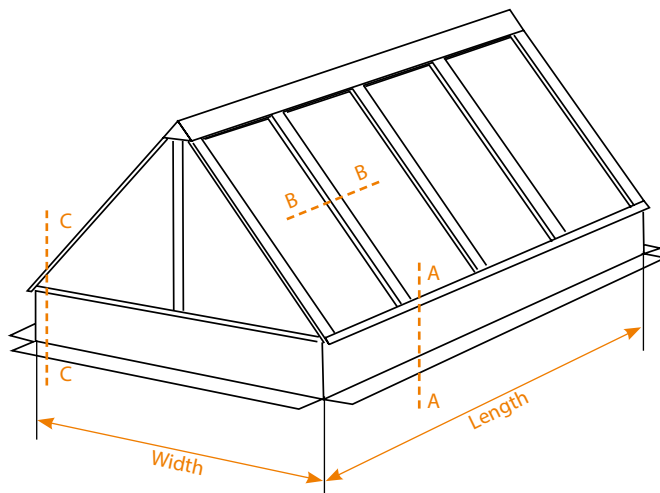
Types of glazing	Heat transfer coefficient Ug (W/m ² .K)		TL D65 ⁽²⁾	FS or g ⁽²⁾	Reaction to fire	R_w $R_A = R_w + C$ $R_{A,tr} = R_w + C_{tr}$ (dB) ⁽³⁾
	U _{hor} ⁽¹⁾	U _{vert} ⁽¹⁾				
Opal 4-wall S.PC 10	2.7	2.5	57%	60%	B,s1,d0	R _w =17 dB
S.PC 10 with transparent Lumira™ Aerogel	1.93	ND	71%	66%	B,s1,d0	ND
Opal multi-wall S.PC 16	2.0	1.8	54%	55%	B,s1,d0	R _w =19 dB, R _A =19 dB R _{A,tr} =17 dB
S.PC 16 with transparent Lumira™ Aerogel	1.31	ND	67%	67%	B,s1,d0	R _w =21 dB, R _A =21 dB R _{A,tr} =19 dB

⁽¹⁾ Relative to the horizontal, according to §2.3.1 of the Th-Bat. rules.

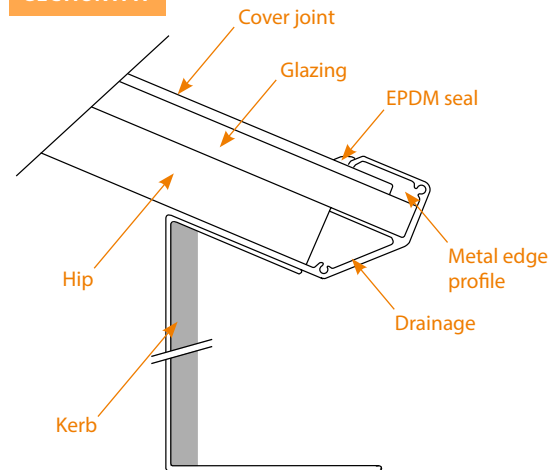
⁽²⁾ Regular light transmission factor TL D65 and total solar transmission factor FS (TST or g) according to EN 410.

⁽³⁾ Glazing insulation to airborne noise R_w, pink noise R_A (neighbourhood, airport and industrial activities) and road noise R_{A,tr} measured in the laboratory according to NF EN ISO 140.

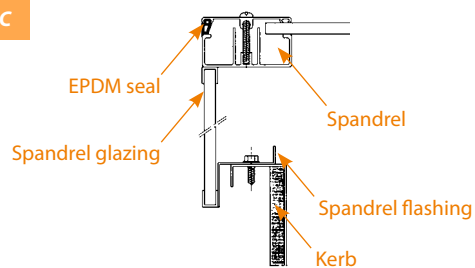
— TECHNICAL DIAGRAMS



SECTION A-A



SECTION C-C



SECTION B-B

